



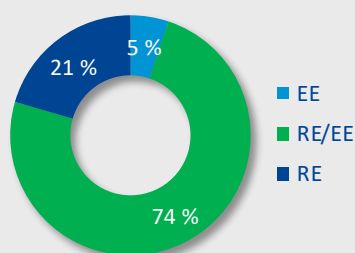
INVESTMENT PORTFOLIO

7 current Partner Institutions

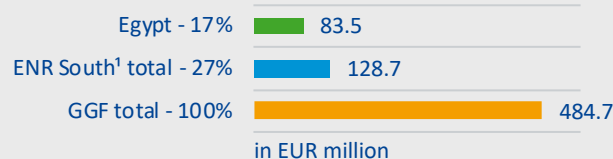
EUR 7.8 million average outstanding investment amount per Partner Institution

Investment Portfolio Outstanding and Committed

By product



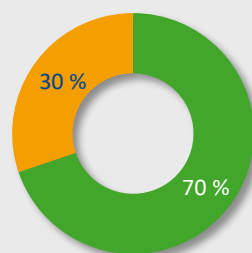
Overview GGF portfolio share



¹ENR South = European Neighborhood Region South (Egypt, Jordan, Lebanon, Morocco, Palestinian Territories, Tunisia)

DEVELOPMENT PERFORMANCE

EUR 24.5 million sub-loan investments since inception



■ Buildings ■ Commercial RE ■ Others

22 sub-loans since inception

178,394 MWh/yr primary energy savings
34,887 tCO₂/yr emissions reduction

GGF Disclaimer

The Fund is a specialized investment fund governed by Luxembourg law and is reserved for institutional, professional or other well-informed investors as defined by Luxembourg law. The adequacy or accuracy of the issue document or the assets held in the Fund have however not been approved or disapproved by any authority. The information given herein constitutes neither an offer nor a solicitation of any action based on it, not does it constitute a commitment of the Fund to offer its shares to any investor. No guarantee is given or intended as to the completeness, timeliness or adequacy of the information provided herein. No investment may be made except upon the basis of the current issue document of the Fund, which is obtainable free of charge from Finance in Motion GmbH, 43, Rue Sainte Zithe, L-2763 Luxembourg. Not for distribution in or into the United States of America, Canada, Japan or Australia or to any U.S. person or in any other jurisdiction in which such distribution would be prohibited by applicable law. This document does not necessarily deal with every important topic or cover every aspect of the topics with which it deals. The information in this document does not and shall not be construed to constitute the provision of investment, legal, tax or any other advice. It has been prepared without regard to the individual financial and other circumstances of persons who receive it.

© Green for Growth Fund, Southeast Europe SA, SICAV-SIF, 2018. All rights reserved. Translation, reprinting, transmission, distribution, presentation, use of illustrations and tables or reproduction or use in any other way is subject to permission of the copyright owner acknowledging the source.

CURRENT PARTNER INSTITUTIONS

Financial Institutions

| Financial Institution | Initial investment (EUR million) |
|-----------------------|----------------------------------|
| Alexbank | 17.8 |
| BdC | 8.5 |
| EDBE | 8.6 |
| GLC | 6.4 |
| NBE | 28.4 |

Renewable Energy Projects

| | |
|---------|------|
| ARC | 4.2 |
| Phoenix | 12.5 |

TECHNICAL ASSISTANCE

Number of projects since inception

| | |
|-------------|------|
| Total | 274 |
| Egypt total | 20 |
| Share | 7.3% |

Volume of projects since inception

| | |
|-------------|------------------|
| Total | EUR 10.8 million |
| Egypt total | EUR 0.5 million |
| Share | 4.8% |

CONTACT INFORMATION

KfW Development Bank (Initiator)
Horst Zapf
E horst.zapf@kfw.de
T +49 (0) 69 74 31 36 82

European Investment Bank (Initiator)
Quirin Sluijs
E q.sluijs@eib.org
T +352 (0) 43 79 85 220

Finance in Motion (Advisor)
Lloyd Stevens
E l.stevens@finance-in-motion.com
T +49 (0) 69 271 035 113

Green for Growth Fund

Initiated and funded by



Funded by



Advised by



Supported by

