

Q3 2018

INVESTMENT & ENVIRONMENTAL IMPACT



GGF



MAIN FEATURES INVESTMENT PORTFOLIO

Based on portfolio data as at 30 September 2018

IN A NUTSHELL

Number of active partner institutions (PIs)

52

Number of target countries

19

Investment portfolio outstanding

EUR 428.6 million

Investment portfolio outstanding and/or committed

EUR 472.6 million

INVESTMENT PORTFOLIO

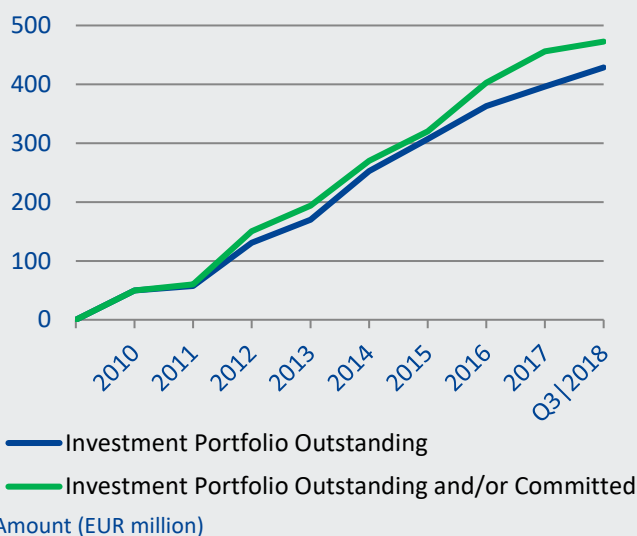
(% based on portfolio outstanding over total assets)

Southeast Europe Region		No of PIs
Turkey	19%	7
Serbia	17%	6
Albania	5%	1
FYR Macedonia	4%	2
Bosnia and Herzegovina	2%	4
Kosovo	1%	4
Croatia	1%	1
Montenegro	0.2%	1
European Neighbourhood Region - East		
Georgia	10%	7
Ukraine	6%	2
Azerbaijan	0.4%	1
Armenia	0.3%	1
Moldova	0.2%	1
European Neighbourhood Region - South		
Egypt	14%	7
Lebanon	6%	2
Tunisia	4%	4
Palestinian Territories	0.4%	1

TOTAL PORTFOLIO

EUR 428.6 million

INVESTMENT PORTFOLIO DEVELOPMENT



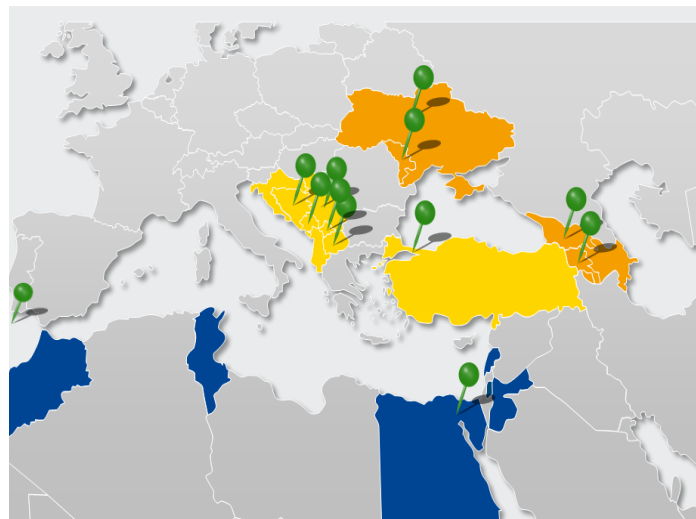
AVAILABLE FUNDING*

EUR 471 million

AMOUNT SUBSCRIBED

EUR 461 million

REGIONS THE GGF SERVES



Offices of Finance in Motion, Fund Advisor

Southeast Europe

European Neighbourhood - East

European Neighbourhood - South

*Commitments, including changes in the NAV over time.

Q3 2018

INVESTMENT & ENVIRONMENTAL IMPACT



GGF

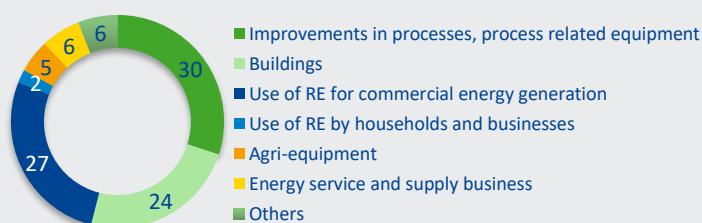
MAIN FEATURES ENVIRONMENTAL IMPACT

CO2 REDUCTION AND ENERGY SAVINGS (since inception)

Measure	CO2 reduction (tCO2/yr)	CO2 reduction (%)	Energy savings (MWh/yr)	Energy savings (%)
Agricultural Equipment	42,516	27%	177,448	28%
Buildings	200,525	61%	788,520	56%
Complex heat supply and distribution systems	8,072	51%	31,411	44%
Energy service and supply business	-	0%	-	0%
Household devices	1,607	44%	5,387	42%
Improvements in processes, process related equipment	132,685	36%	607,627	38%
Lighting	79	40%	220	40%
Vehicles	9,686	26%	34,997	22%
Sub-total Energy Efficiency	395,170		1,645,611	
Use of RE by households and businesses	20,164	74%	86,749	93%
Use of RE for commercial energy generation	231,407	100%	838,652	100%
Sub-total Renewable Energy	251,571		925,401	
Total	646,741	55%	2,571,013	53%

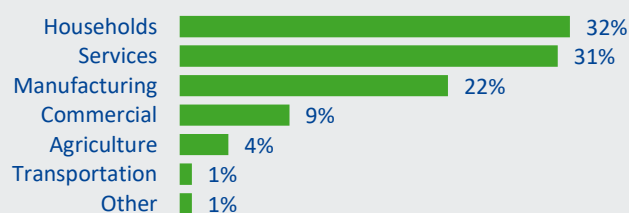
MEASURES FINANCED

(based on loan amount disbursed since inception, in %)



SECTORS FINANCED

(based on loan amount disbursed since inception)



Investor and Initiator

KfW Development Bank
Horst Zapf
T +49 (0) 69 74 31 42 - 55
E horst.zapf@kfw.de

European Investment Bank
Quirin Sluijs
T +352 (0) 43 79 85 - 220
E q.sluijs@eib.org

Advisor

Finance in Motion
Lloyd Stevens
T + 49 (0) 69 271 035 - 113
E l.stevens@finance-in-motion.com

GGF Disclaimer

The Fund is a specialized investment fund governed by Luxembourg law and is reserved for institutional, professional or other well-informed investors as defined by Luxembourg law. The adequacy or accuracy of the issue document or the assets held in the Fund have however not been approved or disapproved by any authority. The information given herein constitutes neither an offer nor a solicitation of any action based on it, not does it constitute a commitment of the Fund to offer its shares to any investor. No guarantee is given or intended as to the completeness, timeliness or adequacy of the information provided herein. No investment may be made except upon the basis of the current issue document of the Fund, which is obtainable free of charge from Finance in Motion GmbH, 43, Rue Sainte Zithe, L-2763 Luxembourg. Not for distribution in or into the United States of America, Canada, Japan or Australia or to any U.S. person or in any other jurisdiction in which such distribution would be prohibited by applicable law. This document does not necessarily deal with every important topic or cover every aspect of the topics with which it deals. The information in this document does not and shall not be construed to constitute the provision of investment, legal, tax or any other advice. It has been prepared without regard to the individual financial and other circumstances of persons who receive it.

© Green for Growth Fund, Southeast Europe SA, SICAV-SIF, 2018. All rights reserved. Translation, reprinting, transmission, distribution, presentation, use of illustrations and tables or reproduction or use in any other way is subject to permission of the copyright owner acknowledging the source.

LuxFLAG Disclaimer Investors must not rely on LuxFLAG or the LuxFLAG Label with regard to investor protection issues and LuxFLAG cannot incur any liability related to financial performance or default of the Fund. The LuxFLAG label has been granted to the Fund until 31 December 2018. All figures and other information contained in this fact sheet refer to 30 September 2018.

www.ggf.lu

Initiated and funded by

Funded by



Advised by



Supported by

