

# Q2 2020

## INVESTMENT & ENVIRONMENTAL IMPACT



# GGF

### MAIN FEATURES INVESTMENT PORTFOLIO

Based on portfolio data as at 30 June 2020

#### IN A NUTSHELL

Number of active partner institutions (PIs)

**61**

Number of target countries

**19**

Investment portfolio outstanding

**EUR 575.2 million**

Investment portfolio outstanding and/or committed

**EUR 606.6 million**

#### INVESTMENT PORTFOLIO COMMITTED

(% based on portfolio committed over total assets)

Southeast Europe Region		No of PIs
Turkey	22%	8
Serbia	13%	6
Albania	4%	1
North Macedonia	4%	2
Kosovo	2%	4
Bosnia and Herzegovina	1%	6
Croatia	1%	1
Montenegro	0.2%	1

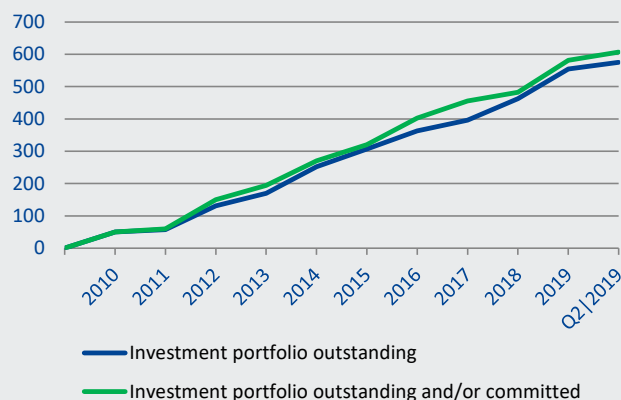
European Neighbourhood Region - East		No of PIs
Ukraine	17%	5
Georgia	9%	7
Armenia	3%	2
Moldova	0.3%	1
Azerbaijan	0.1%	1

European Neighbourhood Region - South		No of PIs
Egypt	16%	7
Lebanon	6%	3
Tunisia	4%	4
Jordan	2%	1
Palestinian Territories	0.1%	1

**TOTAL PORTFOLIO COMMITTED** EUR 606.6 million



#### INVESTMENT PORTFOLIO DEVELOPMENT

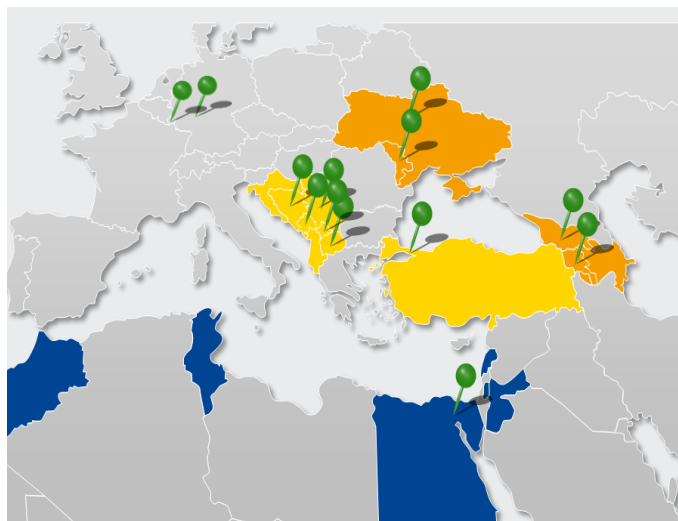


Amount (EUR million)

AVAILABLE FUNDING\* EUR 671.4 million

AMOUNT SUBSCRIBED EUR 567.5 million

#### REGIONS THE GGF SERVES



Offices of Finance in Motion, Fund Advisor

Southeast Europe

European Neighbourhood - East

European Neighbourhood - South

\*Commitments, including changes in the NAV over time.

# Q2 2020

## INVESTMENT & ENVIRONMENTAL IMPACT



# GGF

### MAIN FEATURES ENVIRONMENTAL IMPACT

#### CO2 REDUCTION AND ENERGY SAVINGS (since inception)

Measure	CO2 reduction (tCO2/yr)	CO2 reduction (%)	Energy savings (MWh/yr)	Energy savings (%)
Agricultural equipment	56,305	28%	232,453	29%
Buildings	228,928	62%	875,830	57%
Complex heat supply and distribution systems	8,204	51%	32,140	45%
Household devices	2,148	42%	8,046	40%
Improvements in processes, process related equipment	154,921	37%	701,218	38%
Lighting	769	68%	3,012	70%
Vehicles	14,079	26%	51,651	22%
<b>Sub-total energy efficiency</b>	<b>465,354</b>		<b>1,904,349</b>	
Use of RE by households and businesses	26,535	71%	115,096	91%
Use of RE for commercial energy generation	429,153	99%	1,590,392	100%
<b>Sub-total renewable energy</b>	<b>455,688</b>		<b>1,705,488</b>	
<b>Total</b>	<b>921,042</b>	<b>60%</b>	<b>3,609,838</b>	<b>58%</b>

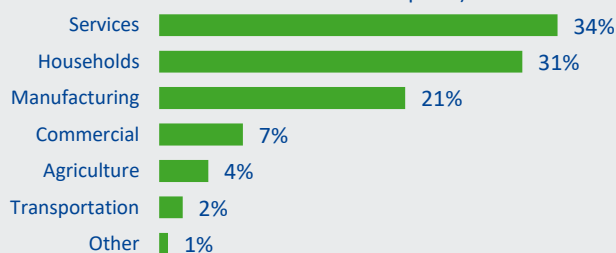
#### MEASURES FINANCED

(based on loan amount disbursed since inception, in %)



#### SECTORS FINANCED

(based on loan amount disbursed since inception)



#### Investor and Initiator

**KfW Development Bank**  
Horst Zapf  
T +49 (0) 69 74 31 42 - 55  
E horst.zapf@kfw.de

**European Investment Bank**  
Len Wagner  
T +352 (0) 43 79 84 - 025  
E L.wagner@eib.org

#### Advisor

**Finance in Motion**  
Lloyd Stevens  
T +49 (0) 69 271 035 - 113  
E L.stevens@finance-in-motion.com

#### GGF Disclaimer

The Fund is registered in the Grand Duchy of Luxembourg as an investment company with variable capital subject to the Law of 13 February 2007 and is reserved for institutional, professional or other well-informed investors as defined by Luxembourg law. The issue document or the assets held in the Fund have, however, not been approved or disapproved by any authority. The information given herein does not constitute an offer or solicitation in a jurisdiction where to do so is unlawful or where the person making the offer or solicitation is not qualified to do so or where a person receiving the offer or solicitation may not lawfully do so nor does it constitute a commitment of the Fund to offer its shares, notes, and/or other instruments to any investor. No guarantee is given as to the completeness, timeliness, or adequacy of the information provided herein. No investment may be made except upon the basis of the current issue document of the Fund.

Not for distribution, offer, sale, transfer or resale in or into the United States of America, Canada, Japan or Australia or to any U.S. person or in any other jurisdiction in which such distribution, offer, sale, transfer or resale would be prohibited by applicable law. This document does not necessarily deal with every important topic or cover every aspect of the topics it deals with. The information in this document does not constitute investment, legal, tax or any other advice. It has been prepared without regard to the individual financial and other circumstances of persons who receive it.

Neither the Green for Growth Fund, Southeast Europe SA, SICAV-SIF/ GGF Technical Assistance Facility nor Finance in Motion nor any of its shareholders, directors, officers, employees, service providers, advisors, or agents makes any representation or warranty or gives any undertaking of any kind, express or implied, or, to the extent permitted by applicable law, assumes any liability of any kind whatsoever, as to the timeliness, adequacy, correctness, completeness or suitability for any investor of any opinions, forecasts, projections, assumptions and any other information contained in, or otherwise in relation to, this document or assumes any undertaking to supplement any such information as further information becomes available or in light of changing circumstances. The content of this information is subject to change without prior notice.

© Green for Growth Fund, Southeast Europe SA, SICAV-SIF, 2020. All rights reserved. Translation, reprinting, transmission, distribution, presentation, use of illustrations and tables or reproduction or use in any other way is subject to permission of the copyright owner acknowledging the source.

**LuxFLAG Disclaimer:** Investors must not rely on LuxFLAG or the LuxFLAG Label with regard to investor protection issues and LuxFLAG cannot incur any liability related to financial performance or default of the Fund. The LuxFLAG Label has been granted to the Fund until 31 December 2020.

All figures and other information contained in this fact sheet refer to 30 June 2020.

Green for Growth Fund

Initiated and funded by

Funded by



Supported by